




LOT : 203  
 : 2013-05-19

Diatron\*\*: Abacus, Abacus 3, Abacus Junior, Arcus; Erba: Elite 3

Parameters	LOW		NORMAL		HIGH	
	Mean	Range ±	Mean	Range ±	Mean	Range ±
WBC 10 <sup>9</sup> /l	2.1	0.4	7.6	0.8	20.6	2.0
RBC 10 <sup>12</sup> /l	2.40	0.15	4.77	0.20	5.64	0.24
Hb g/dl	6.1	0.4	13.6	0.5	18.2	0.6
Hb mmol/l	3.8	0.3	8.5	0.4	11.3	0.5
Hct %	18.6	1.5	42.7	2.4	56.5	3.0
Hct l/l	0.186	0.015	0.427	0.024	0.565	0.030
MCV fl	77.6	4.0	89.5	4.0	100.1	4.0
MCH pg	25.6	2.4	28.5	2.8	32.3	2.8
MCH fmol	1.59	0.16	1.77	0.17	2.00	0.19
MCHC g/dl	33.0	3.0	31.9	3.0	32.3	3.0
MCHC mmol/l	20.5	2.0	19.8	2.0	20.0	2.0
RDW-SD fl	56.8	5.0	60.0	5.0	65.1	5.0
RDW-CV %	16.1	3.0	14.8	3.0	14.3	3.0
Plts 10 <sup>9</sup> /l	55	20	252	35	522	60
MPV fl	7.9	2.0	8.3	2.0	7.9	2.0
PCT %	0.04	0.02	0.21	0.06	0.41	0.10
PCT ml/l	0.44	0.2	2.09	0.3	4.15	0.4
PDW-SD fl	10.2	3.0	10.9	3.0	9.6	3.0
PDW-CV %	36.2	3.0	36.7	3.0	33.8	3.0
LYMP %	54.3	6.0	31.3	4.0	13.0	4.0
MONO %	10.4	6.0	7.0	4.0	6.3	3.0
GRAN %	35.4	6.0	61.7	5.0	80.7	6.0
LYMP #	1.1	0.2	2.4	0.4	2.7	0.9
MONO #	0.2	0.2	0.5	0.5	1.3	0.6
GRAN #	0.7	0.2	4.7	0.4	16.6	1.1

\*\* JT Baker reagents CyMet Abacus + Diluid Abacus = Use Reagent Code 2 in service settings!!!

ERMA PCE-170, ERMAX-18, PCE-210

Parameters	LOW		NORMAL		HIGH	
	Mean	Range ±	Mean	Range ±	Mean	Range ±
WBC 10 <sup>9</sup> /l	2.2	0.4	8.0	0.8	21.5	2.0
RBC 10 <sup>12</sup> /l	2.46	0.15	4.64	0.20	5.40	0.24
Hb g/dl	5.7	0.4	13.0	0.5	17.0	0.6
Hb mmol/l	3.5	0.3	8.1	0.4	10.6	0.5
Hct %	19.1	1.5	41.1	2.4	55.1	3.0
Hct l/l	0.191	0.015	0.411	0.024	0.551	0.030
MCV fl	77.5	4.0	88.5	4.0	102.0	4.0
MCH pg	23.2	2.4	28.0	2.8	31.5	2.8
MCH fmol	1.44	0.16	1.74	0.17	1.95	0.19
MCHC g/dl	29.9	3.0	31.7	3.0	30.9	3.0
MCHC mmol/l	18.6	2.0	19.6	2.0	19.2	2.0
RDW %	19.4	3.0	17.0	3.0	16.3	3.0
Plts 10 <sup>9</sup> /l	70	20	266	35	548	60
MPV fl	8.9	2.0	8.7	2.0	8.8	2.0
PDW %	16.4	3.0	14.9	3.0	12.4	3.0
LYMP %	50.3	6.0	35.2	4.0	27.9	4.0
MONO %	6.4	6.4	3.9	3.9	1.9	1.9
GRAN %	43.3	5.0	60.9	5.0	70.2	5.0
LYMP #	1.1	0.2	2.8	0.4	6.0	0.9
MONO #	0.1	0.1	0.3	0.3	0.4	0.4
GRAN #	1.0	0.2	4.9	0.4	15.1	1.1

Orphee MYTHIC 18

Please refer now to Danam/Drew table

AVL (Contraves): AVL - 816


Parameters	LOW		NORMAL		HIGH	
	Mean	Range ±	Mean	Range ±	Mean	Range ±
Please refer to Table Coulter Counters for CBC parameters						
LYMP %	63.0	6.0	39.8	4.0	19.4	4.0
MONO %	11.8	4.0	8.6	4.0	6.3	3.0
GRAN %	25.2	5.0	51.6	5.0	74.4	5.0
LYMP #	1.4	0.2	3.1	0.4	4.0	0.9
MONO #	0.3	0.3	0.7	0.7	1.3	0.6
GRAN #	0.6	0.2	4.0	0.4	15.3	1.1

AVL (Contraves): AVL - 818


Parameters	LOW		NORMAL		HIGH	
	Mean	Range ±	Mean	Range ±	Mean	Range ±
Please refer to Table Coulter Counters for CBC parameters						
LYMP %	70.8	6.0	41.9	4.0	20.4	4.0
MONO %	10.3	4.0	8.1	4.0	6.0	3.0
GRAN %	18.9	5.0	50.0	5.0	73.6	5.0
LYMP #	1.6	0.2	3.3	0.4	4.2	0.9
MONO #	0.2	0.2	0.6	0.6	1.2	0.6
GRAN #	0.4	0.2	3.9	0.4	15.2	1.1

Avantor BeneSphera™ 3 (QC-Mode)

Parameters	LOW		NORMAL		HIGH	
	Mean	Range ±	Mean	Range ±	Mean	Range ±
WBC 10 <sup>9</sup> /l	2.2	0.4	7.8	0.8	20.5	2.0
RBC 10 <sup>12</sup> /l	2.35	0.15	4.53	0.20	5.35	0.24
Hb g/dl	5.9	0.4	14.0	0.5	18.2	0.6
Hb mmol/l	3.7	0.3	8.4	0.4	11.3	0.5
Hct %	17.5	1.5	39.6	2.4	52.7	3.0
Hct l/l	0.175	0.015	0.396	0.024	0.527	0.030
MCV fl	74.5	4.0	85.5	4.0	95.0	4.0
MCH pg	25.1	2.4	30.9	2.8	34.0	2.8
MCH fmol	1.57	0.2	1.85	0.2	2.11	0.2
MCHC g/dl	33.7	3.0	35.4	3.0	34.5	3.0
MCHC mmol/l	21.1	2.0	21.2	2.0	21.4	2.0
RDW-CV %	19.3	3.0	15.5	3.0	12.8	3.0
RDW-SD fl	50.4	5.0	45.6	5.0	42.0	5.0
Plts 10 <sup>9</sup> /l	60	20	240	35	490	60
MPV fl	10.0	2.0	10.6	2.0	10.2	2.0
PCT %	0.06	0.02	0.25	0.06	0.50	0.10
PCT ml/l	0.60	0.20	2.54	0.30	5.00	0.40
PDW %	11.4	3.0	17.5	3.0	16.2	3.0
LYMP %	43.2	8.0	20.7	5.0	10.1	4.0
MONO %	25.5	6.0	14.7	5.0	6.4	6.4
GRAN %	31.3	5.0	64.6	8.0	83.5	8.0
LYMP #	1.0	0.2	1.6	0.4	2.1	0.9
MONO #	0.6	0.6	1.1	0.4	1.3	0.6
GRAN #	0.7	0.2	5.0	0.8	17.1	1.1

 Avantor Performance Materials B.V.  
P.O. Box 1 - 7400AA Deventer - The Netherlands  
Tel.: +31 (0)570 687500

The devices as mentioned in this insert comply with the  
In Vitro Diagnostic Medical Devices Directive 98/79/EC.

2°C  8°C 